

Transportation from Kansai International Airport (KIX) to Osaka Station, Rihga Royal Hotel, GCO and Hotel NCB via **Kansai Airport Rapid Service**

When you arrive on the first level of International arrival, go to the Kansai Airport Station and get on Kansai Airport Rapid Service Train → Arrive in Osaka Station in 65 minutes → Take a Free Shuttle Bus to RIHGA ROYAL HOTEL → Walk to GCO through Rihga Royal Hotel Lobby → Keep walking west for another block along the river to arrive at Hotel NCB.

1. When you arrive at Kansai International Airport (KIX), you will go through the immigration, find your luggage and go through the customs area. This can take up to one hour after arrival depending on how busy the airport is and most of the time will be spent waiting in the line to go through the immigration.
2. When you exit the customs area, go up to the 2nd level using an escalator or elevator and then walk to the **Kansai Airport Station** (See Figure 1 & 2) to **take a train (JR Airport Rapid Service) to Osaka Station.**

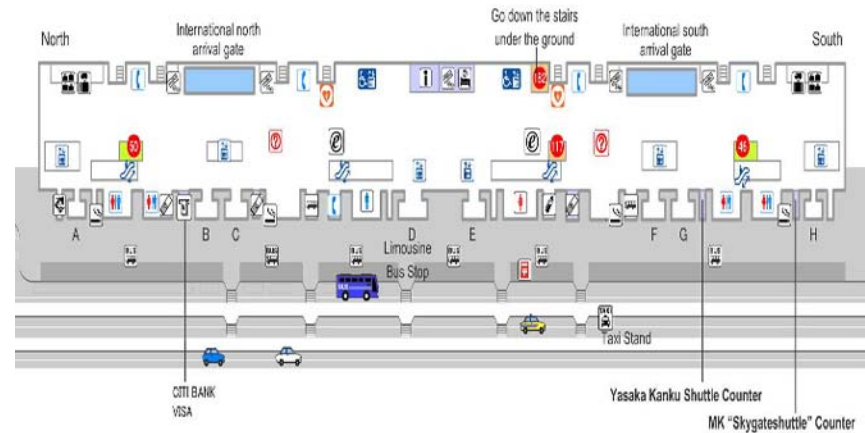


Figure 1. Kansai Airport Arrival Level Map




Figure 2. Kansai Airport Station

- Once inside the Osaka Airport Station, you can easily find the “JR-WEST RAIL PASS” sign. You will need to buy a train ticket using the machine under the “Kansai Area Pass” sign (see Figure 3). The timetable for the train heading to Osaka Station can be found in [JR Kansai-Airport Line Timetable](#) (see Figure 4). The ticket machine is located underneath the timetable (see Figure 5).



Figure 3. JR-WEST RAIL PASS (KANSAI Area Pass)



Figure 4. JR Kansai-Airport Line Timetable



Figure 5. JR Train Ticket Machine

- You will find buttons on the left size of the screen in the machine. Press “English” button for the menu in English. Select the button for the number of tickets you wish to buy. The train fare to the Osaka Station is **1,160 JPY**. Find this amount on the screen and press it. You then need to insert enough money into the machine, which will then dispense one or more tickets as shown in Figure 6.



Figure 6. Train Ticket showing the fee of 1,160 Yen

- To take the train, go through the entrance right behind the ticket machine shown in Figure 7. Insert your ticket and take it out as you go through the gate.



Figure 7. JR Kansai Airport Rapid Service Entrance

- Take an escalator or elevator to go down to the train platform. Take the Kansai Airport Rapid Service train to Osaka Station from the **Platform #3** (see Figure 8).



Figure 8. JR Kansai Airport Rapid Service train to Osaka Station

- The train times in **Red color** are going to Kyoto and thus you should not take these trains. Rather you need to take the trains showing the times in orange in Figure 4. The timetable on the left side is for weekdays and on the right side is for the weekends and holidays. It takes 65 minutes to the Osaka Station.
- If you arrive at KIX around 10am, you can probably take trains in the 11th hour. For example, you can take a train leaving at 11:10, 11:26 or 11:52am. The train timetable can be found in the following URL: http://www.kansai-airport.or.jp/en/access/train/jr_time.html
- Please note that Osaka Station is NOT the final destination of the Kansai Airport Rapid Service and thus you must look out for the Osaka Station to get off. A tip that you can use is that it is the station after about an hour from the Kansai Airport Station and where the most people get off.
- When you get off the train, go down the stairs and look for an exit. There are many hotels around Osaka Station. If you have booked a hotel near Osaka Station, make sure to find the direction on how to get to the hotel in advance from the hotel you reserved..
- If you are going to Rihga Royal Hotel, which is the symposium hotel, Grand Cube Osaka (GCO), or Hotel NCB, you can use the free shuttle bus provided by Rihga Royal Hotel by using the **Sakurabashi Exit** (see Figure 9 & 10)



Figure 9. Follow the Sakurabashi Exit sign



Figure 10. Sakurabashi Exit

12. You can exit Osaka Station by putting your ticket through the gate machine. If you need to get a receipt of your train ticket, you can go to the Staffed Ticket Gate located on the right side of the gates. If you ask a staff for a receipt, he will make a hole and put a stamp on your ticket and return it to you.

Going to GRAND CUBE OSAKA, Rihga Royal Hotel, Hotel NCB

13. If you are going to GCO, Rihga Royal Hotel, or Hotel NCB, you can take the free shuttle bus from Rihga Royal Hotel. The shuttle bus stop is located on the west side of Osaka Station (see Figure 11).

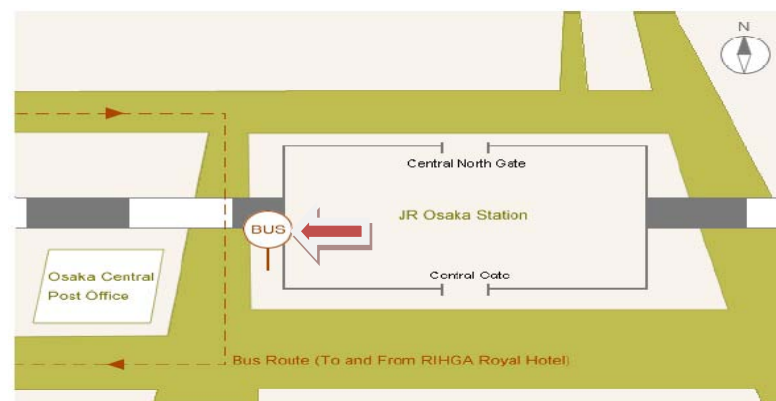


Figure 11. Rihga Royal Hotel Shuttle Bus Stop in Osaka Station

14. After getting off the Kansai Airport Rapid Service and existing through Sakurabashi Exit, turn right and walk about 20 meters. Then you will see the Hotel Shuttle Bus sign (see Figure 12). If you make a right turn on the street and go another 20 meters, you will see the Rihga Royal Hotel Shuttle Bus Stop (see Figure 13 & 14).

15. From Osaka Station, the Shuttle Bus runs every 15 minutes from 7:25 to 10:00. It runs every 6 minutes between 10:00 and 21:00. From 21:00, it runs every 15 minutes until the last bus, which departs at 22:15.



Figure 12. Hotel Shuttle Bus 사진



Figure 13. Rihga Royal Hotel Shuttle Bus

16. It takes about 10 minutes to Rihga Royal Hotel from Osaka Station. After arrival at Rihga Royal Hotel, if you have a reservation at Rihga Royal Hotel, you can simply walk into the lobby, go to the checkin desk and checkin. If your destination is NOMS 2010 Symposium

Venue (GCO), then go through the Rihga Royal Hotel lobby and get to GCO which is right next door to the hotel (see Figure 15 & 16).



Figure 14. Rihga Royal Hotel Shuttle Bus stop 및 정보 (오른쪽)

17. If you want to go to Hotel NCB, which is located one block West of GCO, walk along the river for 5 minutes after passing GCO. You will find Hotel NCB located on the left side of the street (see Figure 17).



Figure 15. Hotel Lobby to GCO



Figure 16. GCO



Figure 11. Hotel NCB